

MATERIALS AND COLORS

STEPS

- In hot-dip galvanised steel
- Anti-slip raised pattern
- Maximum stiffness and resistance to trampling

HANDRAIL

- In plastic material

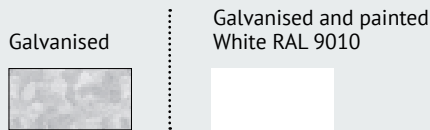
STRUCTURE

- Consisting of hot-dip galvanised steel spacers attached to the steps

RAILING

- Hot-dip galvanised steel vertical columns (distance between the columns less than 3' 7/8" - 10 cm)

Steel colors (steps, structure and railing)

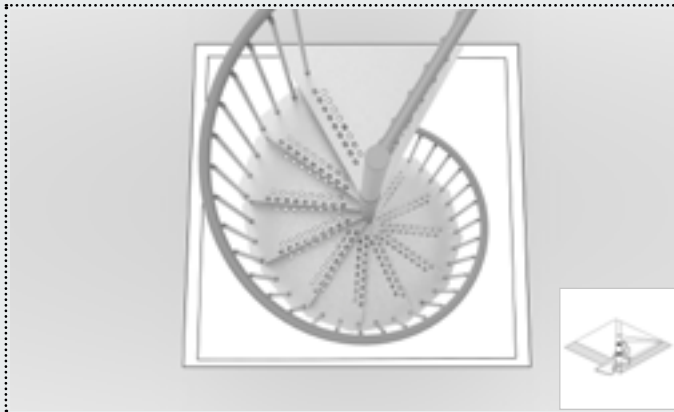


Note

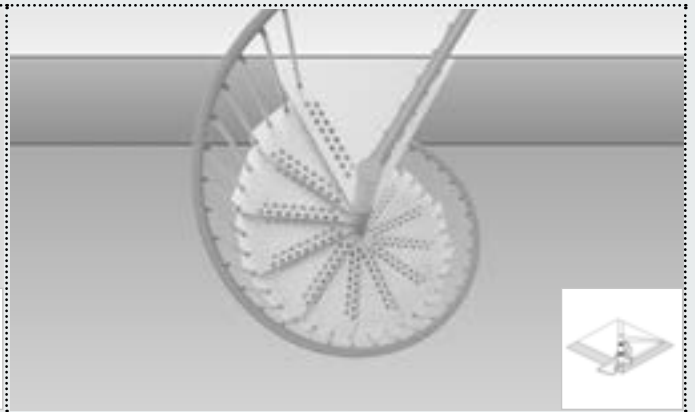
Hot-dip galvanising is the best steel protection against corrosion and atmospheric agents: any imperfection of the surface is the natural consequence of this treatment.

CONFIGURATIONS

SQUARE OPENING



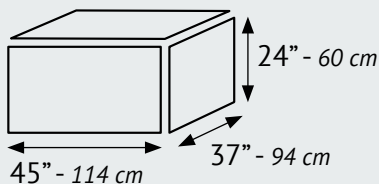
DIRECT LANDING AT THE FLOOR SLAB



LANDING WITH 60° OPENING

PACKAGE

1 box = **1 complete staircase of 13 steps** (landing included)
Structure, steps, railing, handrail



The measures of the box may vary

MEASUREMENTS valid for all the configurations

The **SYSTEM FOR ADJUSTING THE HEIGHT BETWEEN THE STEPS (RISE)** allows you to:

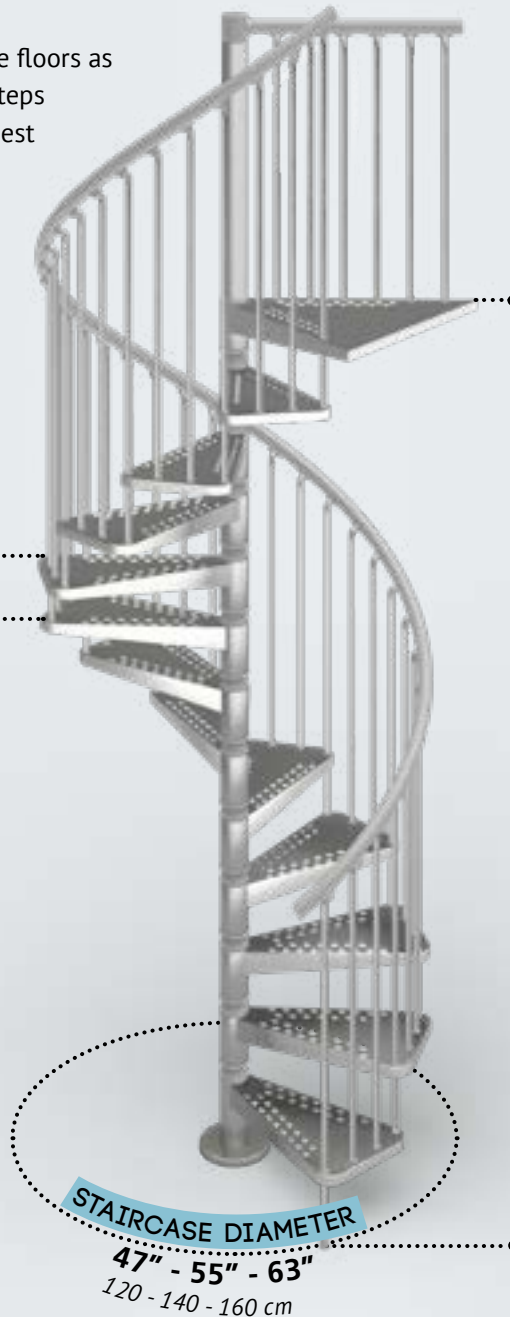
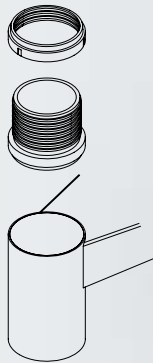
- Obtain different heights between floors with the same number of steps.
- Obtain the height between the floors as required with more or fewer steps (this means you can find the best compromise between the step height and the space occupied by the staircase).

ADJUSTABLE RISE

Height between steps

Min. 8' 1/4" - 21 cm
Max. 9' - 23 cm

During installation
it is possible to adjust the rise
by modifying the number
of spacers



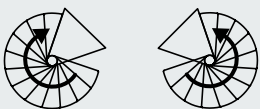
N. STEPS	HEIGHT BETWEEN FLOORS (H)
10 steps 1 box	Min. 6' 10 5/8" - 210 cm Max. 7' 6 1/2" - 230 cm
11 steps 1 box	Min. 7' 7" - 231 cm Max. 8' 3 5/8" - 253 cm
12 steps 1 box	Min. 8' 3 1/4" - 252 cm Max. 9' 5/8" - 276 cm
13 steps 1 box	Min. 8' 10 1/2" - 273 cm Max. 9' 9 3/4" - 299 cm
14 steps 1 box + 1 extra step	Min. 9' 7 3/4" - 294 cm Max. 10' 6 3/4" - 322 cm
15 steps 1 box + 2 extra steps	Min. 10' 4" - 315 cm Max. 11' 3 7/8" - 345 cm
16 steps 1 box + 3 extra steps	Min. 11' 1/4" - 336 cm Max. 12' 7/8" - 368 cm

Add more steps
to reach greater heights.

- H = Finished floor to finished floor height.
- Top universal landing fixed at the same level as the finished upper floor.
- Ceiling opening diameter: staircase diameter + 2" (5 cm).

DIRECTION OF ASCENT

Clockwise Counter clockwise



ACCESSORIES

